



IDYLLWILD WATER DISTRICT

FISCAL YEAR 2020/2021

BUDGET



## Idyllwild Water District Board Members



**Dr. Charles Schelly, President**



**Peter Szabadi, Vice-President**



**Les Gin, Director**



**Steve Kunkle, Director**



**David Hunt, Director**

## Idyllwild Water District

The District operates under the authority of Section 30000, Division 12 of the California Water Code and engages in water and wastewater activities which are classified as "proprietary". These activities are accounted for much like that of a private business and use the full accrual method of accounting for financial transactions. The major activities include: production and treatment of groundwater; sale and delivery of water to domestic and commercial accounts; and collection, treatment and disposal of wastewater.

Idyllwild Water District (IWD) provides water services to 1645 customers and sewer services to 587 customers within a population of 3000 for Idyllwild in the County of Riverside. In performing these services IWD operates and maintains a complex system of water distribution with seven water pressure zones. This includes five water treatment systems and eleven water storage tanks. We have a wastewater treatment facility that is permitted to handle 250,000 gallons a day for our sewer customers. IWD employs 11 people to operate both our water and sewer operations.

The Idyllwild County Water District was approved by the voters in 1956 as a legal entity to provide water services. The 130,000 feet of water lines and 63,000 feet of sewer lines are located within 9 square miles, covering an area of 1,592 acres. Water and sewer services are provided to a combination of residential, commercial and industrial customers. Treated well water from our 28 wells is distributed to individual customers living in the community of Idyllwild. For the first 5 years IWD's main responsibility was to provide water services and later in 1966 constructed its wastewater plant and the sewer collection system. Later the County was dropped from its name to become the Idyllwild Water District.

IWD constructed a 42kW solar system at Foster Lake to operate six wells and a water treatment plant. The district has many other water facilities at the Foster Lake area. The 18,000,000 gallon Foster Lake is used to collect and store 40 acre feet (AF) of water annually from Lilly Creek. We pump creek water from our Strawberry Creek Diversion to Foster Lake for additional water storage. The lake percolates the stored water into the surrounding ground water and in turn provides groundwater for the District's wells in the area. IWD operates the diversion using its pre-1914 water right from Strawberry Creek. IWD uses a permit from the State Water Division of Water Rights for its 40 AF of Lilly Creek water. Foster Lake is man-made and has an earth dam to contain the 18,000,000 gallons of water. The dam was built in 1945 and has not had any problems related to earthquakes, fires or floods.

**Budget for Revenues & Expenses**

**Fiscal Year 2020-2021**

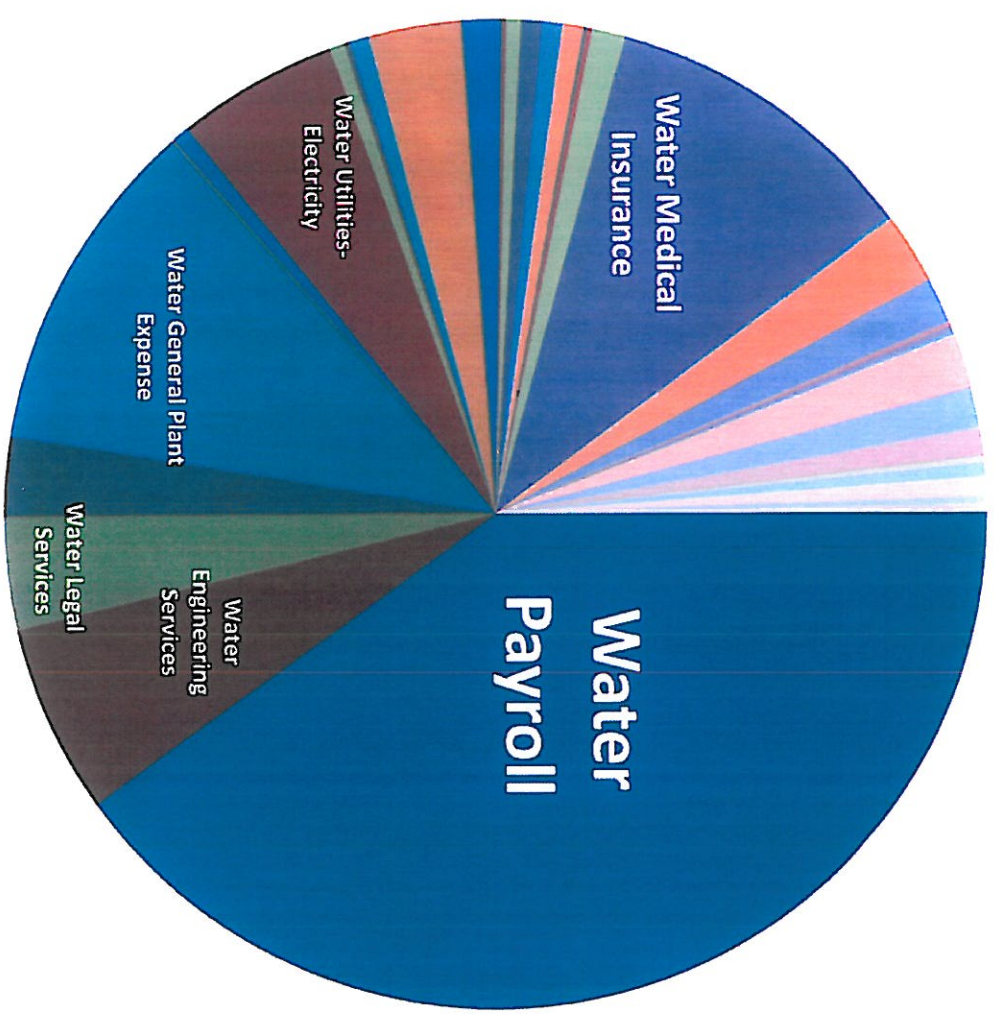
Category	Operating Services		Total
	Water	Sewer	
<b>Operating Revenue</b>			
Water-Base Rate Commercial	214,056		\$214,056
Water-Base Rate Residential	623,940		\$623,940
Water Sales Commercial	240,000		\$240,000
Water Sales Residential	300,000		\$300,000
Sewer Base Fees Commercial		475,332	\$475,332
Sewer Base Fees Residential		220,500	\$220,500
Other Fees and Charge	\$20,200	\$150	
<b>Total Operating Revenue</b>	<b>\$1,398,196</b>	<b>\$695,982</b>	<b>\$2,073,828</b>
<b>Non-Operating Revenue</b>			
Property Taxes Assessments	305,000	106,000	\$411,000
Standby Charges Assessments	8,000	3,800	\$11,800
Interest income	18,000	12,500	\$30,500
Facility Charge	500	0	\$500
<b>Total Non-Operating Revenue</b>	<b>\$331,500</b>	<b>\$122,300</b>	<b>\$453,800</b>
<b>Total Revenues</b>	<b>\$1,729,696</b>	<b>\$818,282</b>	<b>\$2,527,628</b>
<b>Operating Expense</b>			
Water Operations Expenses	<b>\$1,707,004</b>		<b>\$1,707,004</b>
Sewer Operations Expenses		<b>\$664,695</b>	<b>\$664,695</b>
<b>Total Operating Expense</b>	<b>\$1,707,004</b>	<b>\$664,695</b>	<b>\$2,371,699</b>
<b>Non-Operating Expense</b>			
Loan Interest Expense	\$0	\$0	\$0
Miscellaneous Expense			
<b>Total Non-Operating Expense</b>	<b>\$0</b>	<b>\$0</b>	<b>\$0</b>
<b>Other Commitments</b>			
OPEB	<b>\$60,000</b>	<b>\$20,000</b>	<b>\$80,000</b>
<b>Total Other Commitments</b>	<b>\$60,000</b>	<b>\$20,000</b>	<b>\$80,000</b>
<b>Total Expenses</b>	<b>\$1,767,004</b>	<b>\$684,695</b>	<b>\$2,451,699</b>
<b>Net Operating Margin</b>	<b>-\$37,308</b>	<b>\$133,587</b>	<b>\$75,929</b>
<b>Capital Commitments</b>			
Capital Improvements and Equipment By IWD	\$488,000	\$122,000	\$610,000
<b>Total Capital Commitments</b>	<b>\$488,000</b>	<b>\$122,000</b>	<b>\$610,000</b>
<b>Net Fund Contribution/ (Deficit)</b>	<b>(\$525,308)</b>	<b>\$11,587</b>	<b>(\$534,071)</b>
Beginning Reserve Fund Balance			\$1,000,000
Projected Ending Reserve Fund Balance			\$465,929

\* The Net Deficit will be covered from the Reserve

IDYLLWILD WATER DISTRICT  
WATER FUND INCOME STATEMENT  
YEAR ENDING June 30, 2021


	2018/2019 Last Year Actual	2019/2020 Current Year Projected	2020/2021 Future Year Budgeted
<b>Income</b>			
4201 Water Base Rate-Commercial	166,608	192,576	214,056
4202 Water Base Rate-Residential	473,337	565,104	623,940
4203 Water Sales-Commercial	308,547	289,000	240,000
4204 Water Sales-Residential	358,740	313,000	300,000
4205 Water Sales-Construction	7,370	7,700	5,000
4206 Water Sales-Other	4,555	4,555	4,200
4208 Water Transfer Fees	1,043	1,000	700
4209 Water Turn On/Off Fees	704	704	200
4210 Water Will Serve Letter Fees	800	850	100
4212 Water Installation Fees	23,405	23,450	7,000
4213 Water Lien Fees	240	160	200
4214 Water Other Fees & Charges	1,922	3,400	2,800
<b>Total Income</b>	<b>1,347,271</b>	<b>1,401,499</b>	<b>1,398,196</b>
<b>WATER</b>			
<b>5400 · WATER OPERATING EXPENSES</b>			
5436 Payroll and Wages	535,250	685,000	700,000.00
5403 Engineering Services	41,380	12,526	15,000.00
5404 Legal Services	24,103	106,200	75,000.00
5405 State-County Water System Fees	39,645	38,000	38,500.00
5406 General Plant Expense	118,250	96,000	98,000.00
5407 Minor Equipment/ Parts	600	320	500.00
5408 Vehicle Repairs & Maint	7,860	6,650	8,000.00
5410 Utilities-Electricity	70,066	82,000	85,000.00
5411 Utilities-Gas & Fuel	7,650	6,730	7,000.00
5412 Utilities-Propane	5,059	5,980	6,000.00
5414 Telephone & Internet	8,900	11,325	11,500.00
5415 Retirement and Life Insur	52,690	57,800	63,000.00
5417 Water Computer Services	17,737	14,860	15,000.00
5418 Water Board Reimbursement	2,587	1,950	2,000.00
5419 Water Other Operating Expenses	6,424	3,700	3,800.00
5420 Accounting & Auditing	9,255	8,685	9,000.00
5421 Postage & Postage Fee	9,200	9,870	9,880.00
5422 Office Supplies	24,500	21,350	18,000.00
5423 Traveling and Mileages	2,800	3,400	3,000.00
5025 Office Cleaning Services	2,520	2,400	2,600.00
5425 Equipment Maintenance	6,689	3,520	4,000.00
5426 Medical Insurance	129,000	142,000	146,000.00
5427 Worker's Compensation Ins	4,230	5,650	7,500.00
5428 Retiree Health Insurance	30,452	32,000	34,000.00
5429 Dues, Fees, Subscription	19,947	22,430	21,000.00
5430 Advertising & Publishing	3,200	4,270	5,250.00
5431 Leasing Equipment	500	250	500.00
5432 Utilities Trash Fee	2,187	2,240	2,600.00
5433 Bank Fee Charge	1,930	2,600	2,800.00
5435 Auto & General Insurance	23,202	35,000	36,000.00
5438 Laboratory Services	18,500	37,000	38,000.00
5440 Compensated Time	12,000	12,500	12,850.00
5441 Uniform Expenses	3,000	3,000	3,500.00
5442 Property Tax Expenses	660	520	600.00
5445 Water Security System (ADT)	3,800	2,500	2,750.00
5446 Training and Seminars	9,500	5,100	6,500.00
<b>Total WATER OPERATING EXPENSES</b>	<b>1,467,647</b>	<b>1,485,326</b>	<b>1,707,004</b>
<b>Net Ordinary Income</b>	<b>-120,376</b>	<b>-83,827</b>	<b>-308,808</b>
<b>Other Income/Expense</b>			
<b>Other Income</b>			
4901 Water Taxes & Assessments	305,400	320,000	305,000
4903 Water Stand By Assessments	17,993	13,500	8,000
4904 Water Interest Earned	21,000	21,000	18,000
4919 Water Other Non-Operating Rev	92,000	2,000	500
<b>Total Other Income</b>	<b>436,393</b>	<b>356,500</b>	<b>331,500</b>
<b>Net Income</b>	<b>316,016</b>	<b>272,673</b>	<b>22,692</b>

# WATER OPERATING EXPENSES



- 5436 - Water Payroll 0.0
- 5403 - Water Engineering Services 0.0
- 5404 - Water Legal Services 0.0
- 5405 - State-County Water System Fees 0.0
- 5406 - Water General Plant Expense 0.0
- 5407 - Water Minor Equipment/ Parts 0.0
- 5408 - Water Vehicle Repair & Maint. 0.0
- 5410 - Water Utilities-Electricity 0.0
- 5411 - Water Utilities-Gas & Fuel 0.0
- 5412 - Water Utilities-Propane 0.0
- 5414 - Water Telephone & Internet 0.0
- 5415 - Water Retirement and Life Insur 0.0
- 5417 - Water Computer Services 0.0
- 5418 - Water Board Reimbursement 0.0
- 5419 - Water Other Operating Expenses 0.0
- 5420 - Water Accounting & Auditing 0.0
- 5421 - Water Postage & Postage Fee 0.0
- 5422 - Water Office Supplies 0.0
- 5423 - Water Traveling 0.0
- 5025 - Water Office Cleaning Services 0.0
- 5425 - Water Maintenance 0.0
- 5426 - Water Medical Insurance 0.0
- 5427 - Water Worker's Compensation Ins 0.0
- 5428 - Water Retiree Health Insurance 0.0
- 5429 - Water Dues, Fees, Subscription 0.0
- 5430 - Water Advertising & Publishing 0.0
- 5431 - Water Leasing Equipment 0.0
- 5432 - Water Utilities Trash Fee 0.0
- 5433 - Water Bank Fee Charge 0.0
- 5435 - Water Auto & General Insurance 0.0
- 5438 - Water Laboratory Services 0.0
- 5440 - Water Compensated Time 0.0
- 5441 - Water Uniform Expenses 0.0
- 5442 - Water Property Tax Expenses 0.0
- 5443 - Water Consulting 0.0
- 5444 - Water Leak (W/D sife) 0.0
- 5445 - Water Security System 0.0
- 5446 - Training and Seminars 0.0

# WATER INCOME



- 4201 - Water Base Rate-Commercial
- 4202 - Water Base Rate-Residential
- 4203 - Water Sales-Commercial
- 4204 - Water Sales-Residential
- 4205 - Water Sales-Construction
- 4206 - Water Sales-Other
- 4208 - Water Transfer Fees
- 4209 - Water Turn On/Off Fees
- 4210 - Water Will Serve Letter Fees
- 4211 - Water Delinquency Fees
- 4212 - Water Installation Fees
- 4213 - Water Lien Fees
- 4214 - Water Other Fees & Charges

**IDYLLWILD WATER DISTRICT**  
**CAPITAL EXPENDITURES FOR WATER FUND**  
**FOR BUDGET YEAR ENDING JUNE 30, 2021**


CAPITAL EXPENDITURE DESCRIPTION	CAPITAL EXPENDITURE FINANCE BY IWD
<b>SOURCE OF SUPPLY(G/L # 1321):</b>	
1- Horizontal Well Rehabilitation and Road Repair	\$45,000
<b>TOTAL SOURCE OF SUPPLY</b>	<b>\$45,000</b>
<b>STORAGE TANKS:(G/L # 1324):</b>	
2- Install Fall Protection (4Tanks)	\$40,000
3- Cleaning Inspect Water Storage Tanks	\$22,000
<b>TOTAL STORAGE TANKS</b>	<b>\$62,000</b>
<b>TRANSMISSION AND DISTRIBUTION(G/L # 1324):</b>	
4- Water Distribution Lines Replacement Projects (3 Streets)	\$6,000
5- Spillway Repair	\$5,000
<b>TOTAL TRANSMISSION AND DISTRIBUTION</b>	<b>\$11,000</b>
<b>WATER TREATMENT PLANT(G/L # 1325):</b>	
6- Strawberry CR Diversion Line Replace	\$25,000
7- Foster Lake Treatment Plant Electronics Replace /Upgrade	\$150,000
<b>TOTAL WATER TREATMENT PLANT</b>	<b>\$175,000</b>
<b>GENERAL PLANT-STRUCTURES, POWER &amp; OTHER EQUIPMENT:</b>	
8- Water Line Replacement For Horizontal Wells Projects Leak Repaired	\$55,000
9- Reline Pipeline Elk Street	\$140,000
<b>GENERAL PLANT-POWER &amp; OTHER EQUIPMENT</b>	<b>\$195,000</b>
<b>TOTAL WATER FUND CAPITAL IMPROVEMENT AND EQUIPMENT EXPENDITURES</b>	<b>\$488,000</b>



**IDYLLWILD WATER DISTRICT**  
**SEWER FUND INCOME STATEMENT**  
**YEAR ENDING June 30, 2021**

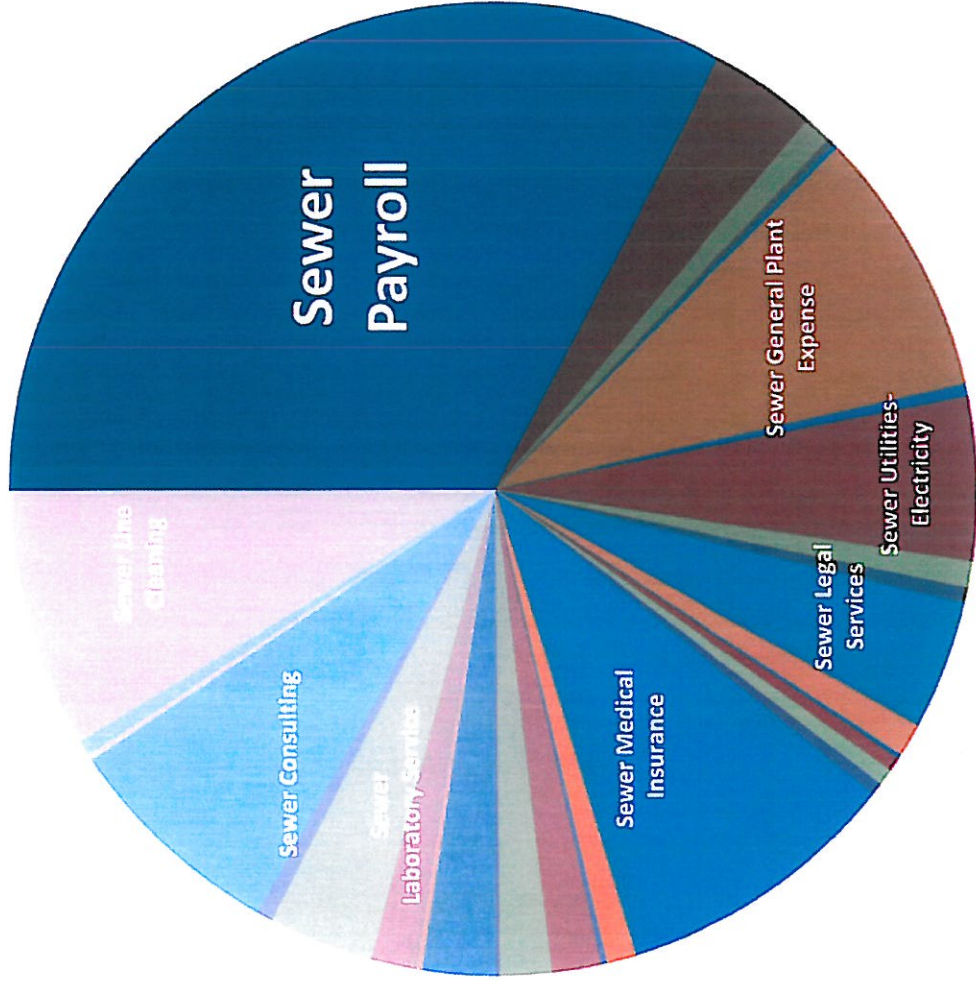
Ordinary Income/Expense	2018/2019	2019/2020	2020/2021
	Last Year	Current Year	Future Year
	Actual	Projected	Budgeted
<b>Income</b>			
4101 · Sewer Base Fees-Commercial	430,548	463,305	475,332
4102 · Sewer Base Fees-Residential	201,960	209,760	220,500
4108 · Sewer Transfer Fees	467	50	100
4109 · Sewer Other Fees, Refunds	100	0	50
<b>Total Income</b>	<b>633,075</b>	<b>673,115</b>	<b>695,982</b>
<b>6400 · SEWER OPERATING EXPENSES</b>			
6400 · Payroll and Wages	162,000	187,000	197,350
6404 · Retirement and Life Ins	8,500	18,150	24,300
6405 · Treatment Fees	4,400	6,250	7,800
5005 · Uniforms Expense	888	1,260	1,680
5008 · Board of Directors Reimbursement	683	683	720
6406 · General Plant Expense	44,021	46,500	49,600
6408 · Vehicle Repairs & Maint.	1,750	2,500	4,600
6410 · Utilities-Electricity	24,296	29,700	32,000
6411 · Utilities-Gas & Fuel	3,620	3,800	3,914
6413 · Utilities-Telephone	2,890	2,970	3,400
6415 · Legal Services	8,500	32,000	24,000
6417 · Computer Services	5,798	6,800	8,000
6419 · Cleaning Line Expenses	840	3,900	8,600
6420 · Accounting & Audit Service	2,314	2,800	2,960
6421 · Postage & Mail Fee	2,657	3,400	4,300
6422 · Office Supplies	2,126	4,500	6,700
6423 · Medical Insurance	46,215	48,000	52,000
6426 · Worker's Comp Insurance	1,043	1,043	1,260
6428 · Retiree Health Insurance	8,184	9,500	12,430
6429 · Dues, Fees & Subscription	8,454	8,700	8,961
6430 · Advertising & Publishing	752	752	1,424
6431 · Maintenance	6,027	6,027	7,250
6432 · Utilities - Trash Fee	800	800	860
6433 · Bank Fee Charge	69	69	120
6435 · Auto & General Insurance	7,734	7,734	8,200
6438 · Laboratory Service	14,600	16,300	18,500
6441 · Removal Disposal Fee	2,735	2,735	2,817
6443 · Consulting & Engineering	2,500	5,900	14,000
6444 · Traveling and Entertainment	300	300	750
6448 · Training & Seminar Expenses	6,000	7,100	7,200
6445 · Security System	120	120	150
<b>Total 6400 · SEWER OPERATING EXPENSES</b>	<b>525,329</b>	<b>611,806</b>	<b>664,695</b>
<b>Net Ordinary Income</b>	<b>107,746</b>	<b>61,309</b>	<b>31,287</b>
<b>Other Income/Expense</b>			
<b>Other Income</b>			
4801 · Sewer Taxes & Assessments	118,289	115,000	106,000
4803 · Sewer Stand By Assessments	5,073	4,089	3,800
4804 · Sewer Interest Earned	17,460	15,260	12,500
4805 · Sewer Facilities Charges	5,697	5,697	0
4819 · Sewer Other Non-Operating Rev	150	468	0
<b>Total Other Income</b>	<b>146,669</b>	<b>140,514</b>	<b>122,300</b>
<b>Net Income</b>	<b>254,415</b>	<b>201,824</b>	<b>153,587</b>

# SEWER INCOME



- 4101 - Sewer Base Fees-Commercial
- 4102 - Sewer Base Fees-Residential
- 4108 - Sewer Transfer Fees
- 4109 - Sewer Other Fees, Refunds

# SEWER OPERATING EXPENSES



- 6400 - Sewer Payroll 0
- 6404 - Sewer Retirement and Life Ins 0
- 6405 - Sewer Treatment Fees 0
- 5005 - Sewer Uniforms Expense 0
- 5008 - Board of Directors Reimbursement 0
- 6406 - Sewer General Plant Expense 0
- 6408 - Sewer Vehicle Repairs & Maint. 0
- 6410 - Sewer Utilities-Electricity 0
- 6411 - Sewer Utilities-Gas & Fuel 0
- 6413 - Sewer Utilities-Telephone 0
- 6415 - Sewer Legal Services 0
- 6417 - Sewer Computer Services 0
- 6419 - Sewer Other Operating Expenses-(Cleaning) 0
- 6420 - Sewer Accounting & Audit Service 0
- 6421 - Sewer Postage & Mail Fee 0
- 6422 - Sewer Office Supplies 0
- 6423 - Sewer Medical Insurance 0
- 6425 - Sewer Maintenance 0
- 6426 - Sewer Worker's Comp Insurance 0
- 6428 - Sewer Retiree Health Insurance 0
- 6429 - Sewer Dues, Fees & Subscription 0
- 6430 - Sewer Advertising & Publishing 0
- 6431 - Sewer Maintenance 0
- 6432 - Sewer Utilities - Trash Fee 0
- 6433 - Sewer Bank Fee Charge 0
- 6435 - Sewer Auto & General Insurance 0
- 6438 - Sewer Laboratory Service 0
- 6441 - Sewer Removal Disposal Fee 0
- 6443 - Sewer Consulting 0
- 6444 - Sewer Traveling and Entertainment 0
- 6448 - Sewer Training & Seminar Expenses 0
- 6507 - Sewer Line Cleaning 0
- 6445 - Sewer Security System 0

**IDYLLWILD WATER DISTRICT  
CAPITAL EXPENDITURES FOR SEWER FUND  
FOR BUDGET YEAR ENDING JUNE 30, 2021**

**CAPITAL EXPENDITURE  
DESCRIPTION**

**WASTEWATER TREATMENT PLANT(G/L # 1316):**

1- Jetting Trailer	\$46,000
2- Clarifier Drive Spare parts	\$16,000
<b>TOTAL WASTEWATER TREATMENT PLANT</b>	<b>\$62,000</b>

**SUB-SURFACE LINES:(G/L # 1315):**

3- Clean and Video Collection System	\$35,000
<b>TOTAL SUB-SURFACE LINES</b>	<b>\$35,000</b>

**GENERAL PLANT-STRUCTURES, POWER & OTHER EQUIPMENT:**

5-Automatic Switch (Timedelay)	\$15,000
6-Repair Catwalk at Plant	\$10,000
<b>GENERAL PLANT-POWER &amp; OTHER EQUIPMENT</b>	<b>\$25,000</b>

**TOTAL SEWER FUND CAPITAL IMPROVEMENT AND EQUIPMENT EXPENDITURES** **\$122,000**

**IDYLLWILD WATER DISTRICT BUDGET**  
**FISCAL YEAR ENDING JUNE 30, 2021**

---

**Water Department**

\*Idyllwild Water District revised the rate structure for the fiscal year 2020/2021 (Third year)

\*Staff has prepared a comprehensive biennial budget report, providing the Board of directors a complete view of the District's financial condition. The budget process provides an opportunity to evaluate resources relative to the District's mission, values and beliefs, and strategic goals and objectives.

\*The Water Operating **Base Rate** Revenue for Residential and Commercial will equal \$746,600.00 for the Fiscal Year 2020/2021.

\*The Water **Sales** Revenue for Residential and Commercial are expected to be \$655,000 for Fiscal Year 2020/2021. Water usage is anticipated to be reduced due to closed businesses impacted by the COVID-19 virus, resulting in a reduction of 25-30 % water sales income.

\*Property Tax Revenues from the County of Riverside are also expected to decrease slightly by 5% to \$305,000.00.

\*Capital Improvement Budget items for Fiscal Year 2020/2021 will cost \$488,000 in total which will be financed completely by the Idyllwild water District.

\*Operating Expenses are expected to increase between 2.5% and 3.5% within the Fiscal Year 2020/2021

\*No principle debt or interest exists within the Water Department.

\*Utilities for Idyllwild Water District, including electric, telephone, fuel and propane expenses are expected to increase by 2% total.

\*Cost of Living wage is expected to increase for all employees at 2.5% for Fiscal Year 2020/2021.

\***Health insurance costs** are expected to increase by 5% according to ACWA/JPIA.

	<b>Current</b>	<b>Budgeted</b>
	<b>2019/2020</b>	<b>2020/2021</b>
Employee + Family	\$2,495.00	\$2,550.00
Employee + 1 Dependent	\$1,995.00	\$2,050.00
Employee	\$997.70	\$1,050.00

\*The interest rate earned from investments is expected to be decreased by 1% with the economic recession.

\*There will be no change to life insurance benefits and pension contribution percentage.

## **Sewer Department**

\*The Improvement District #1 will increase the **base charge** to \$42.05 per E.D.U. from \$41.00 per E.D.U. **E.D.U. = Equivalent Dwelling Unit**

\*Improvement District #1 Residential & Commercial Operating Revenue is expected to be \$678,000 for Fiscal Year 2020/2021 which is a 5% increase from the previous year.

\*Direct Operating expenses for Improvement District #1 are expected to increase between 2.5% to 3.5% for Fiscal Year 2020/2021.

\*Property Tax Revenues from the County of Riverside are expected to slightly decrease by 5% from \$106,000

\*The Capital Improvement Budget for the Fiscal Year 2020/2021 is \$122,000 for Improvement District #1.

\*No principle debt or interest exists within Improvement District.

\*Improvement District #1 has one vacant position to hire (Sewer Technician I)

## **Other Information**

\*Idyllwild Water District will be diligently working to increase satisfaction for our customers.

\*Idyllwild Water District staff is working to review the updated Employee Manual received from the Lawyer.

\*Staff is working with the Board of Directors to increase District Transparency.

## Water Rate Schedule

Water Rate Schedule	Current Rates	Proposed Rates				
		FY 2018/19	FY 2019/20	FY 2020/21	FY 2021/22	
<b>Monthly Fixed Service Charges:</b>						
<i>Single Family Residential</i>						
5/8 inch	\$29.70	\$28.13	\$30.92	\$33.92	\$37.13	\$40.59
3/4 inch	\$40.35	\$41.25	\$45.39	\$49.83	\$54.60	\$59.73
1 inch	\$61.25	\$67.49	\$74.31	\$81.65	\$89.54	\$98.01
<i>All Other Customers:</i>						
5/8 inch	\$20.90	\$28.13	\$30.92	\$33.92	\$37.13	\$40.59
3/4 inch	\$31.35	\$41.25	\$45.39	\$49.83	\$54.60	\$59.73
1 inch	\$52.25	\$67.49	\$74.31	\$81.65	\$89.54	\$98.01
1 1/2 inch	\$104.50	\$133.08	\$146.64	\$161.22	\$176.89	\$193.72
2 inch	\$167.20	\$211.79	\$233.42	\$256.69	\$281.70	\$308.57
3 inch	\$313.50	\$421.68	\$464.85	\$511.29	\$561.21	\$614.84
<i>Idyllwild Arts Academy</i>						
3 inch	\$313.50	\$4,248.35	\$4,844.19	\$5,488.99	\$6,186.16	\$6,939.33
<i>Fire Service Charges:</i>						
2 inch	--	\$7.18	\$7.54	\$7.92	\$8.31	\$8.73
3 inch	--	\$13.45	\$14.12	\$14.83	\$15.57	\$16.35
4 inch	--	\$25.00	\$26.25	\$27.56	\$28.94	\$30.39
<b>Commodity Charges</b>						
<b>Rate per cf of water consumed:</b>						
<i>Uniform Potable Rate (Commercial)</i>						
<i>Tiered Rate (SFR Customers)</i>						
Tier 1 300 cf	\$0.0000	\$0.0192	\$0.0202	\$0.0212	\$0.0223	\$0.0234
Tier 2 600 cf	\$0.0633	\$0.1307	\$0.1292	\$0.1273	\$0.1248	\$0.1218
Tier 3 1500 cf	\$0.1000	\$0.1598	\$0.1577	\$0.1550	\$0.1516	\$0.1475
Tier 4 1500+ cf	\$0.1000	N/A	N/A	N/A	N/A	N/A
	--	\$0.0759	\$0.0757	\$0.0752	\$0.0744	\$0.0735

## Sewer Rate Schedule

Sewer Rate Schedule	Current Rates	Proposed Rates				
		FY 2018/19	FY 2019/20	FY 2020/21	FY 2021/22	
<i>Projected Increase in Rate Revenue per Financial Plan:</i>						
<b>Monthly Fixed Service Charges:</b>						
Monthly Fixed EDU Charge	\$38.25	\$40.00	\$41.00	\$42.05	\$43.10	\$44.20